










Installation of G3-UX60

	<p>2x Allen head screw M8x45 2x 8mm washer 2x selflocking nut M8</p>
	<p>4x Allen head screw M8x35 4x 8mm washer 4x selflocking nut M8</p>
	<p>2x 8mm washer 2x Allen head screw M8x20</p>
	<p>4x selflocking nut M8 4x 8mm washer 4x Allen head screw M8x50</p>
	<p>3x Allen head screw with flange M6x25 3x 6mm washer 3x selflocking nut M6</p>



Please check packing unit of the Smart UX60 projector for further details regarding the adjustment of the projector.